

## First Time User (FTU) Guide – Anesthesia & Analgesia Journal CME

### This guide is made up of the following sections:

- Select the link to the Journal-based CME activity. **(Step 1)**
- Logging into the CME system and creating a new account. **(Steps 2 – 6)**
- Process for completing the activity. **(Steps 7 – 9)**
- Claiming the appropriate CME credit. **(Steps 10 – 12)**
- Obtaining your certificate. **(Step 13)**

1. Selecting the link for the activity will open an internet browser tab presenting the OA360-CME system.

The “Overview Page” for the activity you selected will be displayed.

Please scroll through and review this information.

When you are finished, select the “Continue” button at the bottom of the page.

The screenshot shows a web browser window displaying the CME activity overview page. The page header includes the Open Anesthesia 360 logo and the IARS logo. The main title of the activity is "Frailty and Perioperative Care: Assessment, Optimization, Outcomes and Shared Decision Making". Below the title, it states "Accredited for: CME / ABA MOC" and "Released: 6/11/2021 Expires: 6/11/2022 Earn up to 1.0 Credit / Point". The page is divided into sections: "Target Audience" (designed for anesthesiologists, anesthesiologists-in-training, anesthesia investigators, and allied health professionals), "Learning Objectives" (four objectives related to frailty assessment and shared decision making), "Disclosures" (IARS's commitment to independent and objective CME activities), and "Conflicts of Interest" (IARS's process for resolving conflicts of interest). The page is powered by reivent.

## First Time User (FTU) Guide – Anesthesia & Analgesia Journal CME

- The “Sign In Page” will display.

Enter your credentials to sign into your account.

If you do not yet have an account for the OA360-CME system, please select the “New User” option to set up an account with OA360-CME. **Please note:** If you have previously completed CME activity on IARS360, you will still need to create an account on OA360-CME.

Frailty and Perioperative Care: Assessment, Optimization, Outcomes and Shared Decision Making

Accredited for: CME / ABA MOC

Released: 6/11/2021 Expires: 6/11/2022 Earn up to 1.0 Credit / Point

Sign In to continue

Existing User  New User

Email

Password

Remember Me

Sign In

Forgot your password?

Copyright © 2021 Rievent Technologies. All rights reserved | Privacy Policy

Powered by rievent™

- Enter the email address you would like associated with your OA360-CME account.

This will also be your Username.

Select “Sign In” to continue.

Frailty and Perioperative Care: Assessment, Optimization, Outcomes and Shared Decision Making

Accredited for: CME / ABA MOC

Released: 6/11/2021 Expires: 6/11/2022 Earn up to 1.0 Credit / Point

Sign In to continue

Existing User  New User

Email

Remember Me

Sign In

By submitting this form, you agree to allow your data to be processed for the purpose of your participation in activities on this section of this site. Please review the [Privacy Policy](#) that covers how products and services collect, use, disclose, transfer, and store your information.

Forgot your password?

Copyright © 2021 Rievent Technologies. All rights reserved | Privacy Policy

Powered by rievent™

## First Time User (FTU) Guide – Anesthesia & Analgesia Journal CME

4. The “Profile Page” will appear with the “Email/Username” you entered on the “Sign In Page.”

Please reenter your email for verification.

The screenshot shows a web browser window displaying the Open Anesthesia 360 profile page. The page title is "Frailty and Perioperative Care: Assessment, Optimization, Outcomes and Shared Decision Making". The page is accredited for CME / ABA MOC. The release date is 6/11/2021, the expiration date is 6/11/2022, and the user can earn up to 1.0 Credit / Point. The page is titled "Welcome New User. Please Provide Your Profile Information." and asks the user to provide or update their profile information. The form has three main sections: "Email / Username", "Personal Information", and "Career". The "Email / Username" section has two input fields: "Email \*" (containing "myemail@email.org") and "For verification, type your email again \*". The "Personal Information" section has a "Prefix" dropdown menu, "First Name \*" and "Last Name \*" input fields, and "M.I." and "Last Name \*" input fields. The "Career" section has "Organization" and "Degree \*" input fields, and "Profession \*" and "Secondary Degree" dropdown menus. The footer of the page includes "Copyright © 2021 Rievent Technologies. All rights reserved | Privacy Policy" and "Powered by rievvent™".

5. Please complete your profile by filling out all required fields and then saving it when you are done. If you do not complete and then save your information, your account will not exist and you will have to go through these steps again until you’ve successfully created an account.

To begin, please enter the following **required** information:

- First Name
- Last Name
- Profession (e.g., Physician, Nurse Anesthetist)
- [Primary] Degree (e.g., M.D., C.R.N.A)

## First Time User (FTU) Guide – Anesthesia & Analgesia Journal CME

6. You may also wish to enter the following **optional** information:

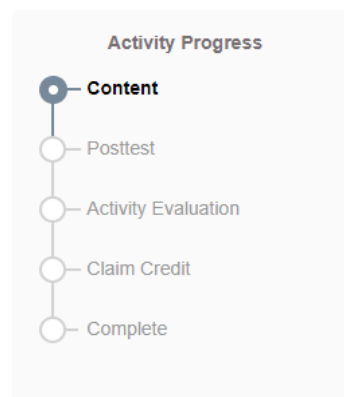
- Organization (e.g., Academic Institution, Clinic)
- Secondary Degree
- Professional Association Information: If you are a member of the American Board of Anesthesiology (ABA) and intend to claim Maintenance of Certification in Anesthesiology™ (MOCA®) points, it is recommended that you complete the following fields. This information will be transmitted automatically to the ACCME for verification of MOC points with the ABA when you select the MOCA option for applicable CME activities.
  - Professional Association (Primary): select “American Board of Anesthesiology” from the drop-down menu.
  - Professional Association Number (Primary): enter your 8-digit ABA identification number.

7. Once you’ve completed and saved your profile, you’ll progress through the activity, starting with the Educational Content.

To read the article, select “View the Content” to open the article in a new tab.

When you’ve finished reading the article, close this tab to return to OA360-CME and then select “Continue.”

If you have already read the article from the IARS.org website, you can skip this step and select “Continue.”



8. After the Content, you’ll be presented with the Posttest. You must pass the posttest with score of 80% or higher and you have an unlimited number of attempts.

If you are not ready to have the posttest scored, you can select “Save.” This will allow you to leave the posttest, return to it later, and then pick up where you left off.

If you have completed the posttest and are ready for it to be scored, select “Submit.”

You’ll be presented with your passing score, as well as a rationale and reference(s) for each question, if available.

Select “Continue” when you are ready to progress.

## First Time User (FTU) Guide – Anesthesia & Analgesia Journal CME

9. Next, you'll be presented with a standard "Activity Evaluation."

The information gathered from this survey allows the IARS to determine whether its CME mission is being met through the activities it offers and to continuously improve these offerings.

When you have completed this survey, select "Submit" to continue.

10. Now you are ready to claim credit. You are able to claim multiple credit types from the following options:
- *AMA PRA Category 1 Credit™*
  - ABA MOC Lifelong Learning
  - ABA MOC Patient Safety


**Please select all the options for which you wish to claim credit!** Accrediting bodies want learners to be deliberate in the types of credits they claim. These credits are not added together for each activity; rather, they will appear in more than one category in your CME record.

For all options, please claim only the credit commensurate with the extent of your participation in the activity.

11. For *AMA PRA Category 1 Credit™*, select the "AMA PRA Category 1 Physician" option.

### Credit Selection

Select one or more of the credit option(s) listed below.

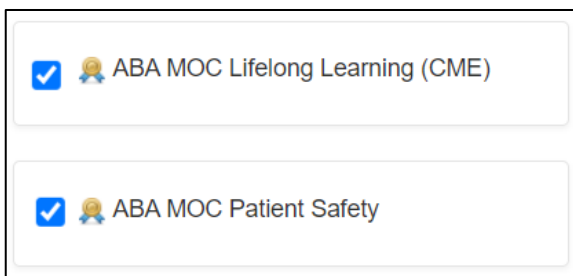
 AMA PRA Category 1 Physician

**IMPORTANT NOTE:** You must select this option if you wish to have evidence of having earned *AMA PRA Category 1 Credit™* for this activity reflected in a certificate and in your transcript.

## First Time User (FTU) Guide – Anesthesia & Analgesia Journal CME

12. If you are claiming MOCA points, select the “ABA MOC Lifelong Learning (CME)” option.

If the activity is also registered for Patient Safety CME and you wish to claim this credit, you will need to also select the “ABA MOC Patient Safety” option.



The screenshot shows a form with two rows. The first row has a checked checkbox and a gold medal icon next to the text "ABA MOC Lifelong Learning (CME)". The second row has a checked checkbox and a gold medal icon next to the text "ABA MOC Patient Safety".

**IMPORTANT NOTE:** You must select both of these MOC options to claim Patient Safety credit.

If you entered your 8-digit ABA identification number in your profile, this will be reflected in the “ABA Number” field for both MOCA credit options. If you did not complete this field in your profile, you must do so here for verification of MOC points with the ABA.

13. You’ve completed the activity! You can choose to download your certificate or view your transcript now or at another time.

Note that you will also receive an email providing you with a link to download your certificate.

To return to OA360-CME at a later time, please use the following link:

<https://cme.openanesthesia360.org/attendee/mycme/mycme.jsp>

In addition to your transcripts, you’ll be able to review completed elements of activities, such as content, posttests, and activity evaluations.

Thank you for registering for an OA360-CME account and participating in the activities it offers.

If you have any questions or concerns, please contact the IARS Learner Support Team at [cme@openanesthesia360.org](mailto:cme@openanesthesia360.org).