

## First Time User (FTU) Guide - COVID SAB Journal CME

### This guide is made up of the following sections:

- Select the link to the Journal-based CME activity. **(Step 1)**
- Logging into the CME system and creating a new account. **(Steps 2 – 7)**
- Process for completing the activity. **(Steps 8 – 9)**
- Claiming the appropriate CME credit. **(Steps 10 – 12)**
- Obtaining your certificate. **(Step 13)**

1. Selecting the link for the activity will open an internet browser tab presenting the OA360-CME system.

The “Overview Page” for the activity you selected will be displayed.

Please scroll through and review this information.

When you are finished, select the “Continue” button at the bottom of the page.

The screenshot shows a web browser window displaying the CME activity overview page. The page header includes the Open Anesthesia 360 logo and the IARS logo. The main content area features a blue banner with the activity title and accreditation information. Below the banner, there are sections for Target Audience, Learning Objectives, and Disclosures. The page is powered by rivent.

Frailty and Perioperative Care: Assessment, Optimization, Outcomes and Shared Decision Making

Accredited for: CME / ABA MOC

Released: 6/11/2021 Expires: 6/11/2022 Earn up to 1.0 Credit / Point

**Target Audience**  
This activity is designed for anesthesiologists, anesthesiologists-in-training, anesthesia investigators, and allied health professionals who conduct research, practice, or intend to practice in any area of general anesthesia, subspecialty anesthesia, or pain management.

**Learning Objectives**  
After having completed this activity, you will be able to:

1. Describe frailty and understand how it impacts perioperative outcomes
2. Describe appropriate tools to feasibly assess frailty before surgery
3. Describe evidence-based approaches to optimize outcomes for older people with frailty
4. Describe shared decision making and unique challenges related to shared decision making in vulnerable patients

**Disclosures**  
The IARS makes every effort to develop CME activities that are independent, objective, scientifically balanced presentations of information. The IARS has implemented mechanisms requiring everyone in a position to control content to disclose all relevant financial relationships with commercial interests. Disclosure of any or no relationships is made available in advance of all educational activities.

The IARS evaluates the disclosures and, if necessary, resolves any conflicts of interest prior to the start of the activity. Individuals who refuse or fail to provide the required disclosures are disqualified from being a planning committee member, teacher, or author of CME, and cannot have control of, or responsibility for, the development, management, presentation or evaluation of the CME activity.

Copyright © 2021 Rivent Technologies. All rights reserved | Privacy Policy

Powered by rivent™

## First Time User (FTU) Guide - COVID SAB Journal CME

- The “Sign In Page” will display.

Enter your credentials to sign into your account.

If you do not yet have an account for the OA360-CME system, please select the “New User” option to set up an account with OA360-CME.

The screenshot shows a web browser window displaying the Open Anesthesia 360 sign-in page. The page header includes the Open Anesthesia 360 logo and the IARS logo. Below the header, there are navigation links for "My CME" and "Claim Credit". The main content area features a blue banner with the text "Frailty and Perioperative Care: Assessment, Optimization, Outcomes and Shared Decision Making" and "Accredited for: CME / ABA MOC". Below the banner, there is a "Sign In to continue" form. The form has two radio buttons: "Existing User" (selected) and "New User". There are input fields for "Email" and "Password", a "Remember Me" checkbox, and a "Sign In" button. A link for "Forgot your password?" is also present. The footer of the page includes copyright information and the Rievent logo.

- Enter the email address you would like associated with your OA360-CME account.

This will also be your Username.

Select “Sign In” to continue.

The screenshot shows a web browser window displaying the Open Anesthesia 360 sign-in page. The page header includes the Open Anesthesia 360 logo and the IARS logo. Below the header, there are navigation links for "My CME" and "Claim Credit". The main content area features a blue banner with the text "Frailty and Perioperative Care: Assessment, Optimization, Outcomes and Shared Decision Making" and "Accredited for: CME / ABA MOC". Below the banner, there is a "Sign In to continue" form. The form has two radio buttons: "Existing User" and "New User" (selected). There is an input field for "Email" and a "Remember Me" checkbox. A "Sign In" button is present. A link for "Forgot your password?" is also present. Below the form, there is a small text block: "By submitting this form, you agree to allow your data to be processed for the purpose of your participation in activities on this section of this site. Please review the Privacy Policy that covers how products and services collect, use, disclose, transfer, and store your information." The footer of the page includes copyright information and the Rievent logo.

## First Time User (FTU) Guide - COVID SAB Journal CME

- The “Profile Page” will appear with the “Email/Username” you entered on the “Sign In Page.”

Please reenter your email for verification.

The screenshot shows a web browser window displaying the Open Anesthesia 360 user profile page. The page title is "Frailty and Perioperative Care: Assessment, Optimization, Outcomes and Shared Decision Making". The page is accredited for CME / ABA MOC. The page is released on 6/11/2021 and expires on 6/11/2022, earning up to 1.0 Credit / Point. The page is powered by Rievent Technologies. The form contains the following fields:

- Email / Username:** Email \* (myemail@email.org), For verification, type your email again \*
- Personal Information:** Prefix (dropdown), First Name \*, M.I. (dropdown), Last Name \*
- Career:** Organization (dropdown), Profession \* (dropdown), Degree \* (dropdown), Secondary Degree (dropdown)

- Please complete your profile by filling out all required fields and then saving it when you are done. If you do not complete and then save your information, your account will not exist and you will have to go through these steps again until you’ve successfully created an account.

To begin, please enter the following **required** information:

- First Name
- Last Name
- Profession (e.g., Physician, Nurse Anesthetist)
- [Primary] Degree (e.g., M.D., C.R.N.A)

## First Time User (FTU) Guide - COVID SAB Journal CME

6. You may also wish to enter the following **optional** information:

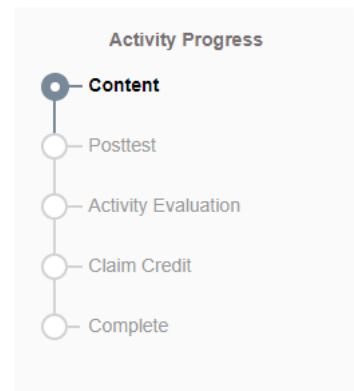
- Organization (e.g., Academic Institution, Clinic)
- Secondary Degree
- Professional Association Information: If you are a member of the American Board of Anesthesiology (ABA) and intend to claim Maintenance of Certification in Anesthesiology™ (MOCA®) points, it is recommended that you complete the following fields. This information will be transmitted automatically to the ACCME for verification of MOC points with the ABA when you select the MOCA option for applicable CME activities.
  - Professional Association (Primary): select “American Board of Anesthesiology” from the drop-down menu.
  - Professional Association Number (Primary): enter your 8-digit ABA identification number.

7. Once you’ve completed and saved your profile, you’ll progress through the activity, starting with the Educational Content.

To read the article, select “View the Content” to open the article in a new tab.

When you’ve finished reading the article, close this tab to return to OA360-CME and then select “Continue.”

If you have already read the article from the IARS.org website, you can skip this step and select “Continue.”



8. After the Content, you’ll be presented with the Posttest. You must pass the posttest with score of 80% or higher and you have an unlimited number of attempts.

If you are not ready to have the posttest scored, you can select “Save.” This will allow you to leave the posttest, return to it later, and then pick up where you left off.

If you have completed the posttest and are ready for it to be scored, select “Submit.”

You’ll be presented with your passing score, as well as a rationale and reference(s) for each question, if available.

Select “Continue” when you are ready to progress.

## First Time User (FTU) Guide - COVID SAB Journal CME

9. Next, you'll be presented with a standard "Activity Evaluation."

The information gathered from this survey allows the IARS to determine whether its CME mission is being met through the activities it offers and to continuously improve these offerings.

When you have completed this survey, select "Submit" to continue.

10. Now you are ready to claim credit. You are able to claim multiple credit types from the following options:
- *AMA PRA Category 1 Credit*<sup>™</sup>
  - ABA MOC Lifelong Learning
  - ABA MOC Patient Safety


**Please select all the options for which you wish to claim credit!** Accrediting bodies want learners to be deliberate in the types of credits they claim. These credits are not added together for each activity; rather, they will appear in more than one category in your CME record.

For all options, please claim only the credit commensurate with the extent of your participation in the activity.

11. For *AMA PRA Category 1 Credit*<sup>™</sup>, select the "AMA PRA Category 1 Physician" option.

### Credit Selection

Select one or more of the credit option(s) listed below.

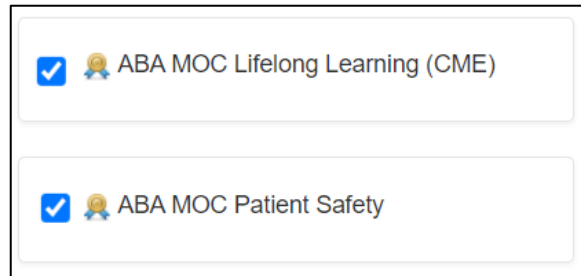
 AMA PRA Category 1 Physician

**IMPORTANT NOTE:** You must select this option if you wish to have evidence of having earned *AMA PRA Category 1 Credit*<sup>™</sup> for this activity reflected in a certificate and in your transcript.

## First Time User (FTU) Guide - COVID SAB Journal CME

12. If you are claiming MOCA points, select the “ABA MOC Lifelong Learning (CME)” option.

If the activity is also registered for Patient Safety CME and you wish to claim this credit, you will need to also select the “ABA MOC Patient Safety” option.



The screenshot shows a form with two rows. Each row has a blue checkmark in a box on the left, followed by a gold medal icon and the text of the option. The first row is "ABA MOC Lifelong Learning (CME)" and the second row is "ABA MOC Patient Safety".

**IMPORTANT NOTE:** You must select both of these MOC options to claim Patient Safety credit.

If you entered your 8-digit ABA identification number in your profile, this will be reflected in the “ABA Number” field for both MOCA credit options. If you did not complete this field in your profile, you must do so here for verification of MOC points with the ABA.

13. You’ve completed the activity! You can choose to download your certificate or view your transcript now or at another time.

Note that you will also receive an email providing you with a link to download your certificate.

To return to OA360-CME at a later time, please use the following link:

<https://cme.openanesthesia360.org/attendee/mycme/mycme.jsp>

In addition to your transcripts, you’ll be able to review completed elements of activities, such as content, posttests, and activity evaluations.

Thank you for registering for an OA360-CME account and participating in the activities it offers.

If you have any questions or concerns, please contact the IARS Learning Support Team at [cme@openanesthesia360.org](mailto:cme@openanesthesia360.org).